


# COLORADO NONPROFIT ECONOMIC IMPACT REPORT

**KEY FINDINGS** In both jobs (330,000) & GDP (\$40 billion), nonprofits are a force for good in our communities well beyond their core mission areas. As major contributors to Colorado's economy, nonprofits and their leaders are critical to community decision-making.



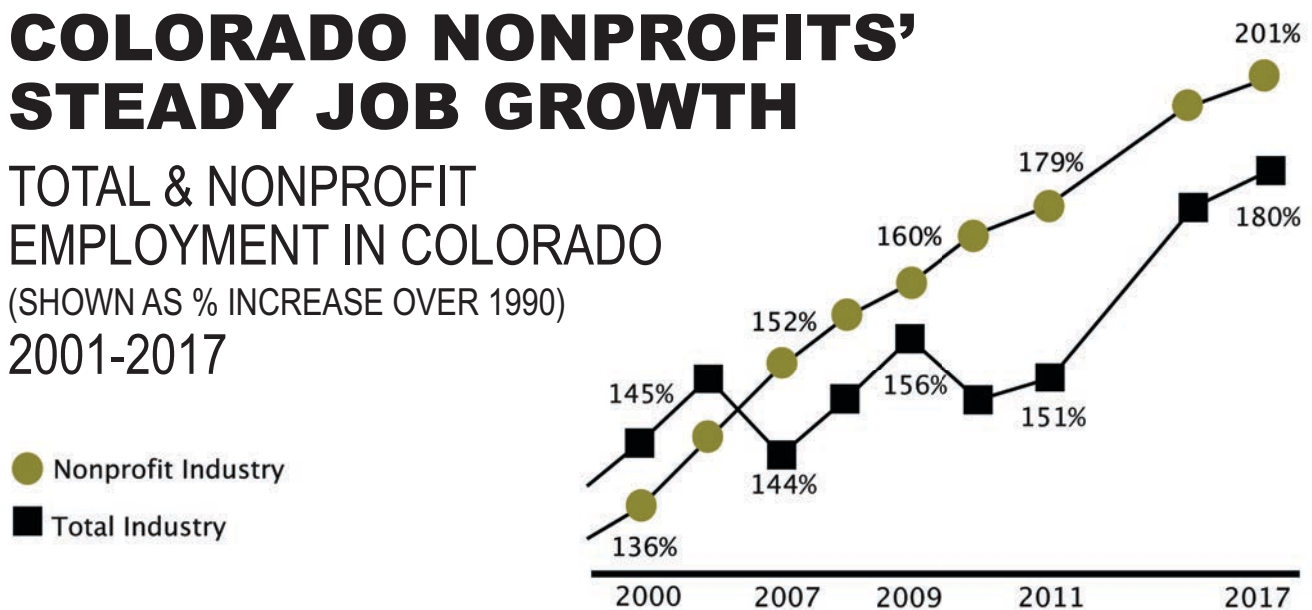
## JOBS IN DEPTH

The nonprofit sector directly employs 189,600, supports 56,800 jobs in business to business activity, and supports 86,500 induced jobs through economic spending, 9% of all jobs.

Colorado's nonprofit sector employs more than the agriculture, mining, and information industries combined.

## COLORADO NONPROFITS' STEADY JOB GROWTH

TOTAL & NONPROFIT EMPLOYMENT IN COLORADO (SHOWN AS % INCREASE OVER 1990) 2001-2017



### REPORT PARTNERS:



# ECONOMIC IMPACT: GDP + JOBS

## GDP IN DEPTH

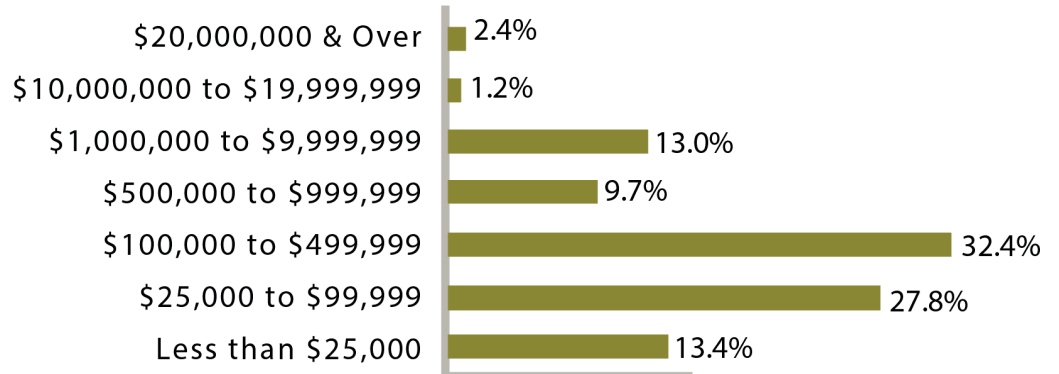
Colorado's nonprofit sector creates \$20 billion in direct spending and another \$7 billion in value through volunteerism. The sector's spending is doubled (on average), rippling through local and regional economies.

The total economic impact on the state is approximately \$40 billion, 11.3% of the economy.


## COLORADO NONPROFITS: SMALL BUDGETS, HUGE IMPACTS

The vast majority of Colorado nonprofits provide important services with annual budgets of less than half a million dollars.

### NONPROFITS BY BUDGET



FOR EVERY \$1 MILLION SPENT, THE PRIVATE  
AND NONPROFIT SECTORS CREATE...



NONPROFITS: **10 JOBS**



PRIVATE: **7 JOBS**

# STATEWIDE IMPACT: RURAL COMMUNITIES

The impact of rural nonprofits on local communities is greater than the Front Range.

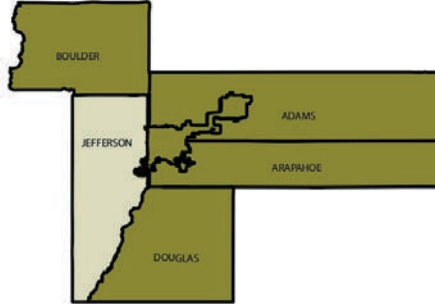
## NORTHWEST REGION

**3,100 nonprofits**  
 -\$1.7 billion in spending  
 -\$2.6 billion in revenue  
 -Supporting 16,299 jobs



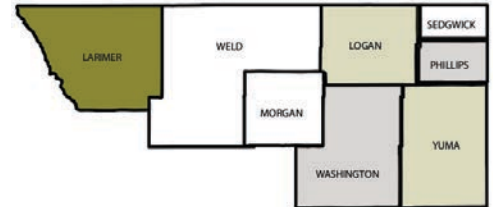
## DENVER METRO REGION

**12,430 nonprofits**  
 -\$13.2 billion in spending  
 -\$20 billion in revenue  
 -Supporting 120,939 jobs

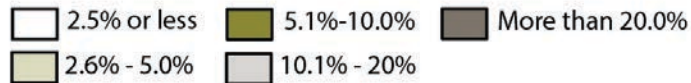
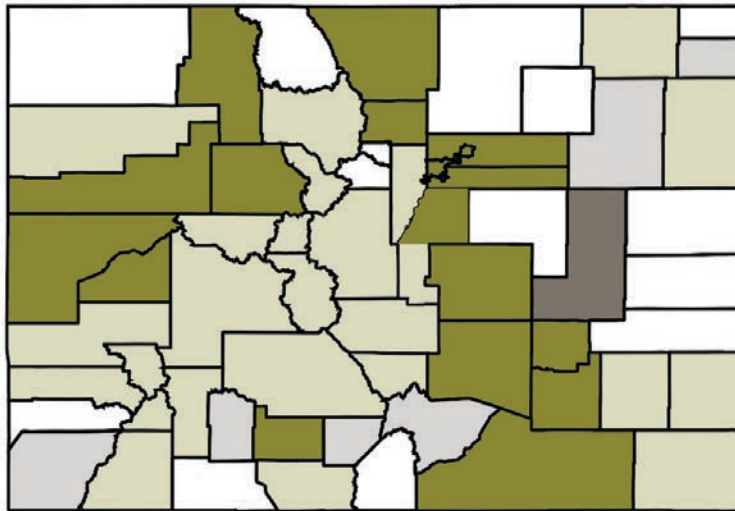


## NORTHEAST REGION

**2,629 nonprofits**  
 -\$1.6 billion in spending  
 -\$2.5 billion in revenue  
 -Supporting 16,773 jobs



## NONPROFIT DIRECT SPENDING AS % OF COUNTY GDP



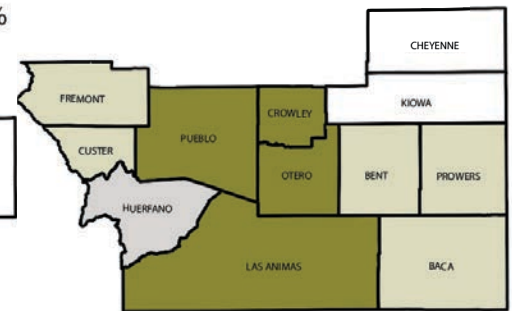
## SOUTHWEST REGION

**1,062 nonprofits**  
 -\$545 million in spending  
 -\$812 million in revenue  
 -Supporting 5,137 jobs



## CENTRAL REGION

**2,700 nonprofits**  
 -\$2 billion in spending  
 -\$3.2 billion in revenue  
 -Supporting 21,846 jobs

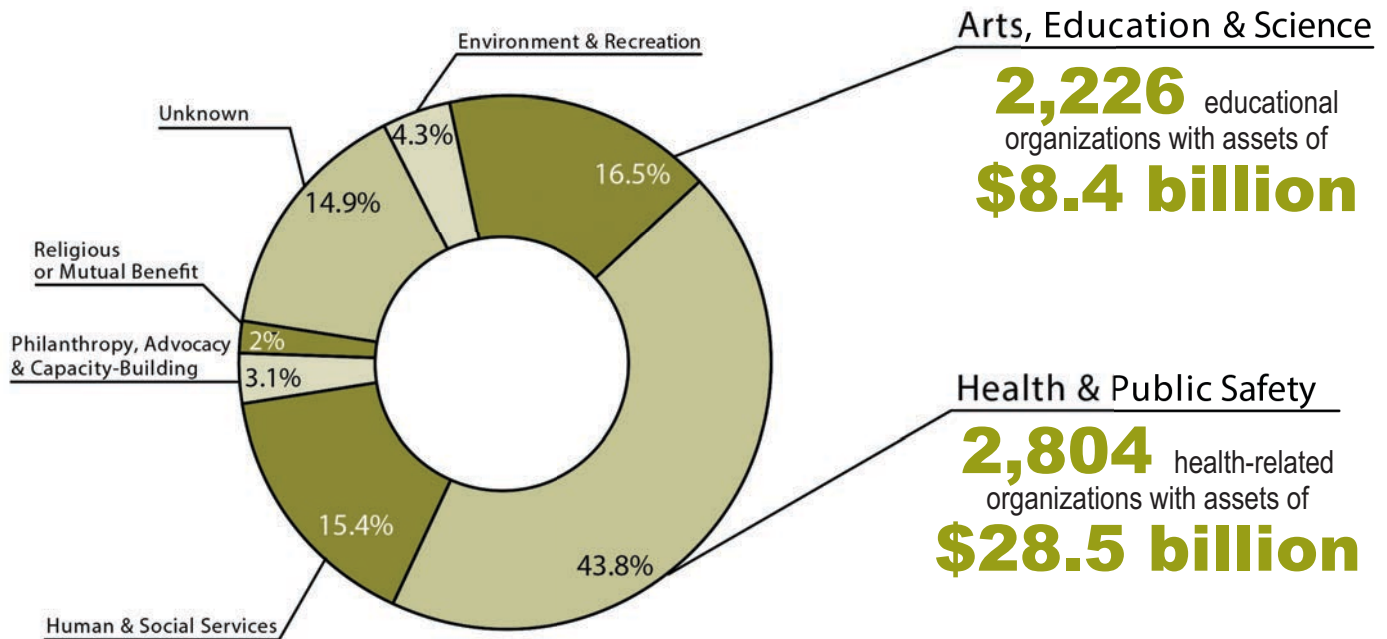


## SOUTHEAST REGION

**1,226 nonprofits**  
 -\$840 million in spending  
 -\$975 million in revenue  
 -Supporting 8,647 jobs

# NONPROFIT SECTOR MISSIONS

## NONPROFITS BY MISSION



**1,600** foundations give approximately **\$1.1 billion** in grants annually

## TAKE ACTION

The Colorado nonprofit sector is thriving, thanks to the generous support of many different people and organizations. Become a part of the sector's success today:

- Include nonprofit leaders in community decision-making;
- Donate to nonprofits that have a mission you want to support;
- Contact a nonprofit today to volunteer time or serve on a board or committee;
- Support government funding for Colorado nonprofits.

**CONonprofitImpact.org**

Research: Economic & Planning Systems and Corona Insights  
Infographic charts and maps: Alex Derr

REPORT SPONSORS:

