


COLORADO NONPROFIT ECONOMIC IMPACT REPORT

KEY FINDINGS In both jobs (330,000) & GDP (\$40 billion), nonprofits are a force for good in our communities well beyond their core mission areas. As major contributors to Colorado's economy, nonprofits and their leaders are critical to community decision-making.



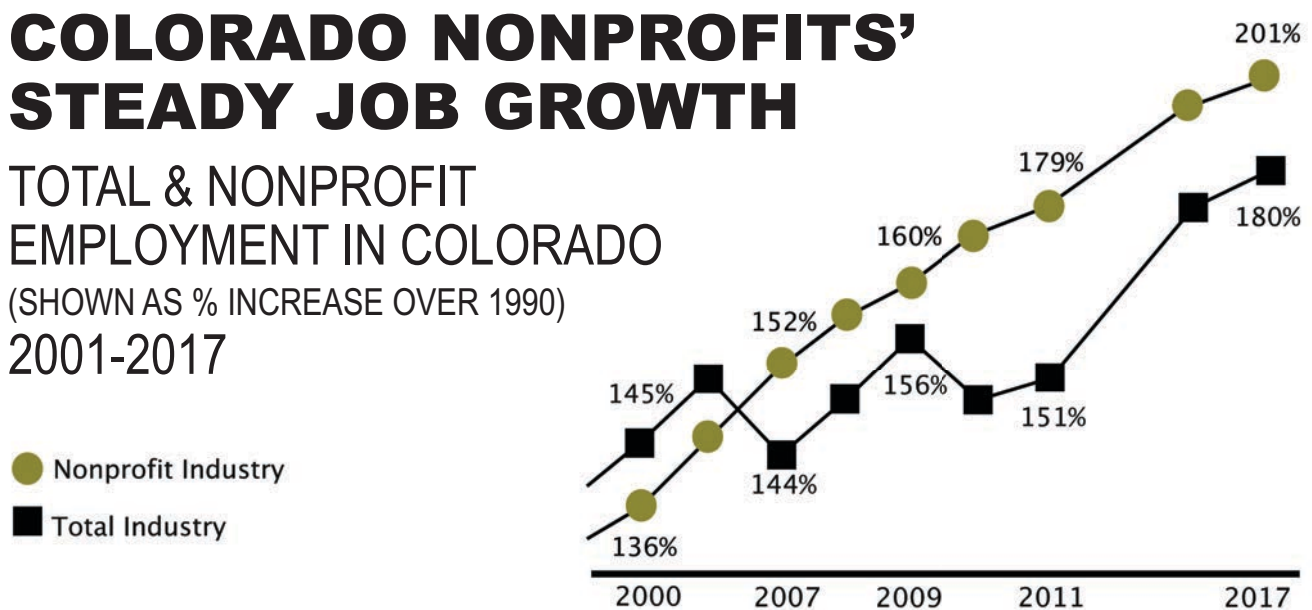
JOBS IN DEPTH

The nonprofit sector directly employs 189,600, supports 56,800 jobs in business to business activity, and supports 86,500 induced jobs through economic spending, 9% of all jobs.

Colorado's nonprofit sector employs more than the agriculture, mining, and information industries combined.

COLORADO NONPROFITS' STEADY JOB GROWTH

TOTAL & NONPROFIT EMPLOYMENT IN COLORADO (SHOWN AS % INCREASE OVER 1990) 2001-2017



REPORT PARTNERS:



ECONOMIC IMPACT: GDP + JOBS

GDP IN DEPTH

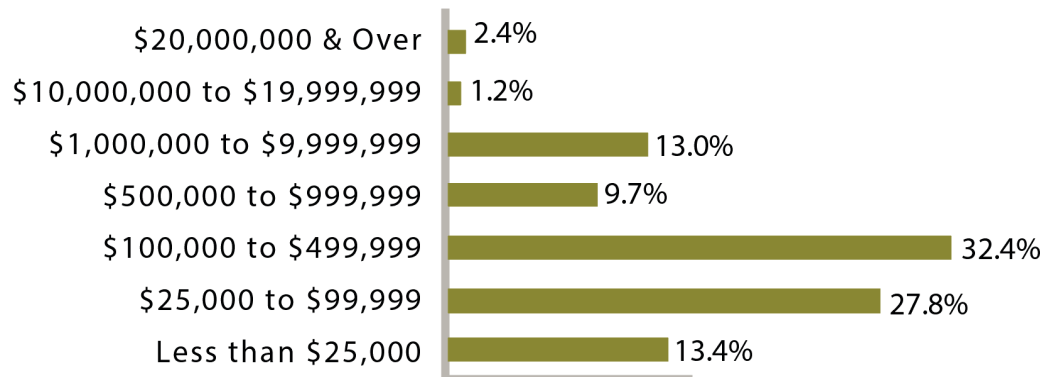
Colorado's nonprofit sector creates \$20 billion in direct spending and another \$7 billion in value through volunteerism. The sector's spending is doubled (on average), rippling through local and regional economies.

The total economic impact on the state is approximately \$40 billion, 11.3% of the economy.


COLORADO NONPROFITS: SMALL BUDGETS, HUGE IMPACTS

The vast majority of Colorado nonprofits provide important services with annual budgets of less than half a million dollars.

NONPROFITS BY BUDGET



FOR EVERY \$1 MILLION SPENT, THE PRIVATE
AND NONPROFIT SECTORS CREATE...



NONPROFITS: **10 JOBS**



PRIVATE: **7 JOBS**

STATEWIDE IMPACT: RURAL COMMUNITIES

The impact of rural nonprofits on local communities is greater than the Front Range.

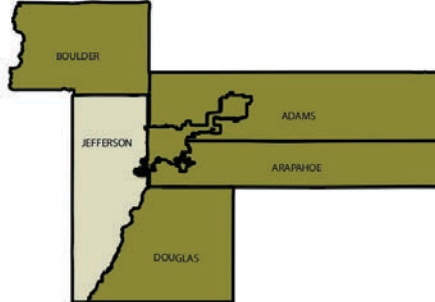
NORTHWEST REGION

3,100 nonprofits
 -\$1.7 billion in spending
 -\$2.6 billion in revenue
 -Supporting 16,299 jobs



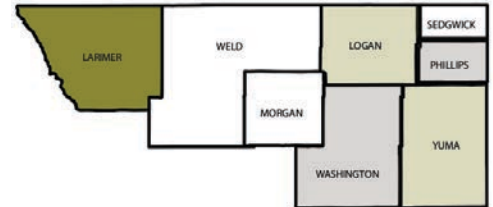
DENVER METRO REGION

12,430 nonprofits
 -\$13.2 billion in spending
 -\$20 billion in revenue
 -Supporting 120,939 jobs

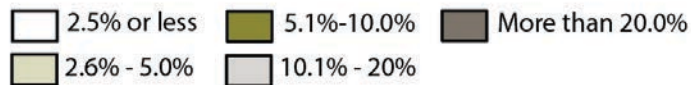
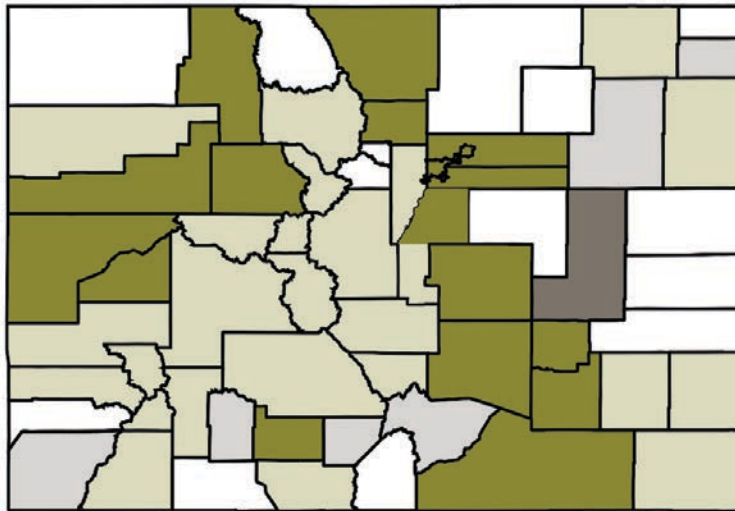


NORTHEAST REGION

2,629 nonprofits
 -\$1.6 billion in spending
 -\$2.5 billion in revenue
 -Supporting 16,773 jobs



NONPROFIT DIRECT SPENDING AS % OF COUNTY GDP



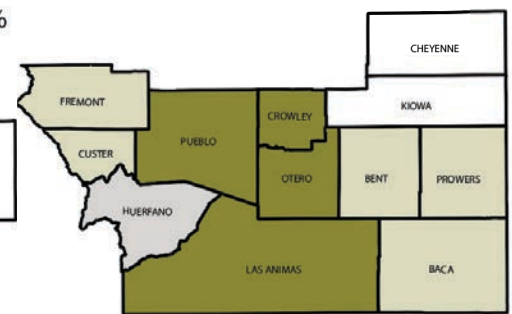
SOUTHWEST REGION

1,062 nonprofits
 -\$545 million in spending
 -\$812 million in revenue
 -Supporting 5,137 jobs



CENTRAL REGION

2,700 nonprofits
 -\$2 billion in spending
 -\$3.2 billion in revenue
 -Supporting 21,846 jobs

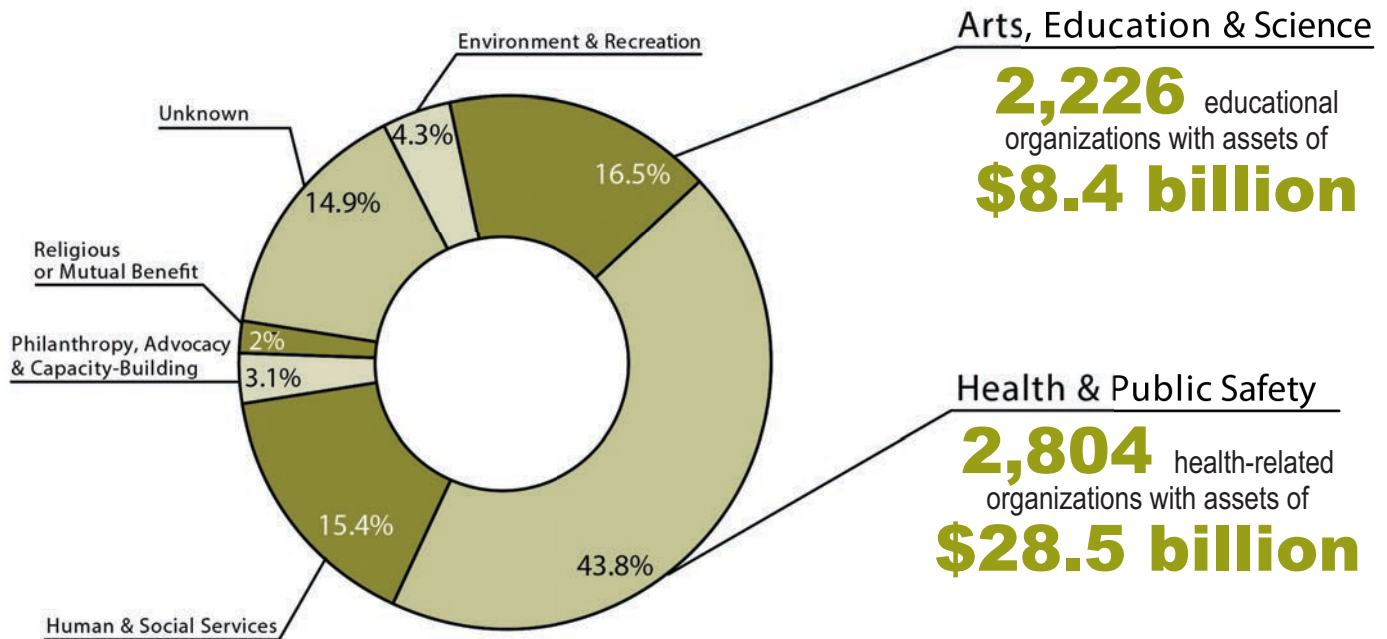


SOUTHEAST REGION

1,226 nonprofits
 -\$840 million in spending
 -\$975 million in revenue
 -Supporting 8,647 jobs

NONPROFIT SECTOR MISSIONS

NONPROFITS BY MISSION



1,600 foundations give approximately **\$1.1 billion** in grants annually

TAKE ACTION

The Colorado nonprofit sector is thriving, thanks to the generous support of many different people and organizations. Become a part of the sector's success today:

- Include nonprofit leaders in community decision-making;
- Donate to nonprofits that have a mission you want to support;
- Contact a nonprofit today to volunteer time or serve on a board or committee;
- Support government funding for Colorado nonprofits.

CONonprofitImpact.org

Research: Economic & Planning Systems and Corona Insights
 Infographic charts and maps: Alex Derr

REPORT SPONSORS:

